


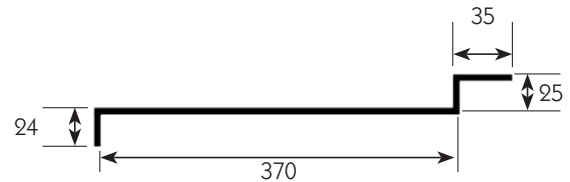
SHAKE (settler)

7-___-PA

A roof panel inspired by the classic wood roof.



Units in mm




Design

The SHAKE profile is designed to get the same appearance of a wooden roof, with the additional benefits of steel roofing.

SHAKE is a stone-coated panel pressed from a high grade of Zinc-Aluminium coated or equivalent steel and is available in a wide selection of colours to enhance any exterior colour scheme.

Installation

The roof panels can be interlocked either right over left or left over right with the side laps of one small corrugation.



The downturned front edge and the upturned rear edge of each tile provides a strong, weatherproof, overlapping and interlocking roof covering. Each panel is secured by 4 nails in the front-downturned edge into the side of the batten, positioned out of the water course.

Specifications

Minimum pitch	10°
Maximum pitch	90°
Size of tile - overall*	1330 x 415 mm [\pm 3 mm]
Size of tile - cover*	1265 x 370 mm
Gauge of steel	0,45 mm
Linear cover width*	1265 mm
Coverage*	0,47 m ² (2,14 tiles per m ²)
Weight per m ²	6,4 kg
Weight per tile	3,0 kg

* The measurements and the weight may vary slightly by the finish that is added to the accessory.

** Steel thickness according to the EN 10346.

Packing

Pieces per pallet	360
Pallet composition	18 stacks of 20 pieces
Pallet dimensions	1400 x 1100 mm x 800 mm